

BELTS













IMPORTANT REMINDER






When using **ARAMID FIBER REINFORCED (KEVLAR) BELTS** be sure **NOT** to tension at higher force than recommended for standard conventional construction belts.

Specially designed sheaves may be required to match drive specification when using this type of belts. Higher tension may result in body injury and premature failure of bearings and other drive components.

V-BELTS

			
Classical A(4L), B(5L), C, D, E	V-Ribbed J, K, L, M	Classical Cogged AX, BX, CX	Narrow 3V, 5V, 8V
			
Narrow Cogged 3VX, 5VX	Lawn & Garden	Classical Banded B, C, D	Narrow Banded 3V, 5V, 8V
			
Double V AA, BB, CC, DD	Variable Speed English & Metric	SP Metric SPZ, SPA, SPB, SPC	Link 3L, A, B, C, BB, CC

SYNCHRONOUS BELTS

		
Curvilinear Synchronous 3M, 5M, 8M, 14M	Trapezoidal Synchronous MXL, XL, L, H, XH, XXH	Dual Synchronous DXL, DL, DH, D5M, D8M, D14M

BELT TENSIONING INSTRUCTIONS

V-Belts

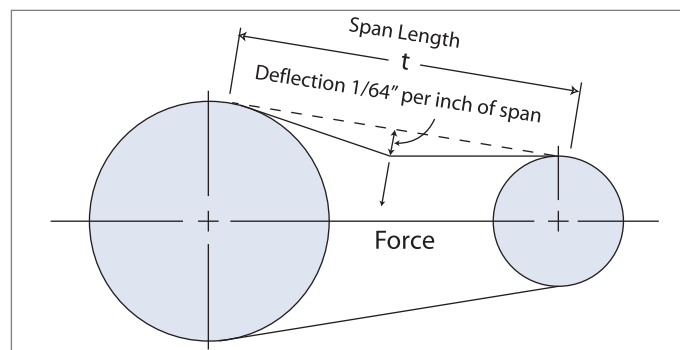
V-belt tensioning adjustment can be made using a tensionmeter or other type spring scale, using the following procedure. After seating the belts in the groove and adjusting center distance so as to take up slack in the belts, further increase the tension until only a slight bow on the slack side is apparent while the drive is operating under load. Stop the drive, and using the meter, measure the force necessary to depress one of the center belts $1/64$ -inch for every inch of belt span (see sketch below). For example, a deflection for a 50-inch belt span is $50/64$ ths, or $25/32$ -inch. The amount of force required to deflect the belt should compare with the deflection forces noted in the chart below. Also notice for V-belts that deflection forces vary from the initial "run-in" values which are greater (reflecting higher run-in tensioning) to the "normal" values for after the run-in period.

Synchronous Belts

High torque, Standard and Metric synchronous belts should be installed to fit pulleys snugly, neither too tight nor too loose. The belt's positive grip eliminates the need for high initial tension. When a belt is installed with a snug but not overly tight fit, longer belt life, less bearing wear and more quiet operation will result. Overtight belts can cause early failure and should be avoided. With high torque a loose belt may "jump teeth" upon startup. If such occurs, the tension should be increased gradually until satisfactory operation is achieved.

To properly tension a synchronous belt, place belt on pulleys and adjust takeup until the belt teeth mesh securely with the pulley grooves. Measure belt span "T". Then tighten belt so that it deflects $1/64$ -inch for every inch of belt span when a force as specified in the table below is applied to the top of the belt. For belts wider than two inches, a metal or wooden strip $3/4$ to 1-inch wide should be placed across the belt between it and the tester to prevent distortion.

The following range of deflection forces are normally adequate for drive installation. Actual installation tension required depends on peak loads, system rigidity, number of teeth in mesh, etc.



MEASURE THE SPAN LENGTH "T" AS SHOWN IN THE SKETCH ABOVE.

BELT TENSIONING

Standard V-Belt Tensioning Deflection Force

Belt Cross-Section	Smaller Pulley Diameter Range (in.)	Deflection Force	
		Run-in (lbs.)	Normal (lbs.)
A	3.0-3.6	3-3/8	2-1/4
	3.8-4.8	4-1/4	2-7/8
	5.0-7.0	5-1/8	3-3/8
AX	3.0-3.6	4-1/8	2-3/4
	3.8-4.8	5	3-1/4
	5.0-7.0	6	4
B	3.4-4.2	4	2-5/8
	4.4-5.2	6	4
	5.4-9.4	7-1/8	5-1/4
BX	3.4-4.2	5-1/4	3-1/2
	4.4-5.2	7-1/8	4-3/4
	5.4-9.4	9	6
C	7.0-9.0	11-1/4	7-1/2
	9.5-16.0	15-3/4	10-1/2
CX	7.0-9.0	13-1/2	9
	9.5-16.0	17-1/2	11-3/4
D	12.0-16.0	24-1/2	16-1/2
	18.0-22.0	33	22
E	21.6-27.0	48	32
3V	3.40-4.20	6	4
	4.20-10.6	7	5
3VX	2.20-3.65	7	5
	4.12-10.6	8	6
5V	7.10-10.9	16	8-12
	11.8-16.0	20	10-15
5VX	4.40-10.9	18	10-14
	11.8-16.0	22	12-18
8V	12.5-17.0	36	18-27
	18.0-22.4	40	20-30

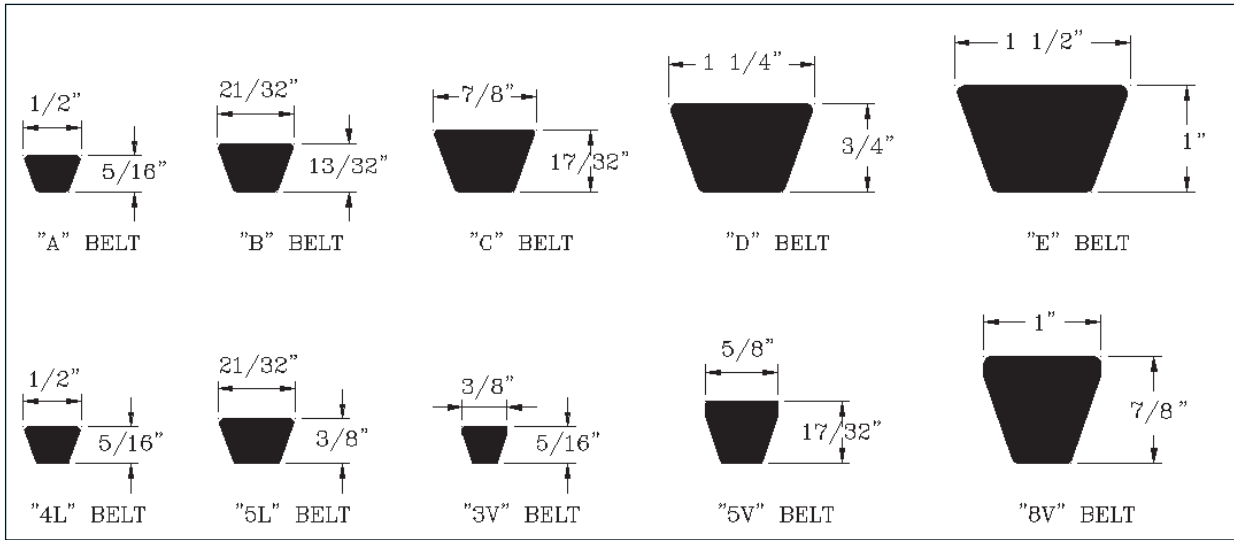
Synchronous Belt Tensioning Deflection Force

Belt Pitch	Belt Width	Deflection Force
Synchron. 8MM (14mm)	20mm	2 to 4 lbs
	30mm	3 to 6 lbs
	50mm	7 to 11 lbs
	85mm	11 to 19 lbs
Synchron. 14MM (14mm)	40mm	5 to 11 lbs
	55mm	8 to 17 lbs
	85mm	14 to 27 lbs
	115mm	20 to 40 lbs
	170mm	30 to 60 lbs
MXL (.080-in.)	1/8-inch	1 oz
	3/16-inch	1 - 1-1/2 oz
	1/4-inch	2 oz
XL (1/5-in.)	5/16-inch	2 - 2-1/2 oz
	1/4-inch	2-1/2 oz
	5/16-inch	3 oz
L (3/8-in.)	3/8-inch	3-1/2 oz
	1/2-inch	7 oz
	3/4-inch	11 oz
H (1/2-in.)	1-inch	1 lb
	3/4-inch	2 lbs
	1-1/2-inch	2-1/2 lbs
	2-inch	4 lbs
XH (7/8-in.)	3-inch	5-1/2 lbs
	2-inch	8-1/2 lbs
	4-inch	7-1/2 lbs
XXH (1-1/4-in.)	11-1/2 lbs	11-1/2 lbs
	16-1/2 lbs	16-1/2 lbs
	2-inch	9 lbs
	3-inch	14 lbs
	4-inch	20 lbs
	5-inch	26 lbs

V-Ribbed Belt Tensioning Deflection Force

Belt Cross Section	Small Sheave Diameter range	Force "F" Lbs. Per Rib
J	1.32-1.67	0.4
J	1.77-2.20	0.5
J	2.36-2.95	0.6
L	2.95-3.74	1.7
L	3.94-4.92	2.1
L	5.20-6.69	2.5
M	7.09-8.82	6.4
M	9.29-11.81	7.7
M	12.40-15.75	8.8

V-BELT DIMENSIONS



BELTS

V-BELTS

IMPORTANT REMINDER



- 4L & 5L FHP belts can be crossed over to "A" & "B" classical V-belts. Refer to the following tables for cross references.
- Maska does not recommend the use of two (2) or more 4L or 5L belts on the same drive as their length may not match perfectly.



HOW TO ORDER

EXAMPLE: **VBB150 & VBB-LINK**

VB

B

150

VB: V-BELT

B: BELT SECTION ("B" CLASSICAL)

150: BELT NUMBER

CLASSICAL BELTS:

The belt number corresponds to the belt inside length. To determine the belt outside length for:

A-AX Sections: Up to belt number 210, add 2 to obtain outside length in inches.

B-BX Sections: Up to belt number 210, add 3 to obtain outside length in inches.

C-CX Sections: Up to belt number 210, add 4 to obtain outside length in inches.

D Section: Up to belt number 210, add 5 to obtain outside length in inches.

NARROW BELTS:

Divide the belt number by 10 to obtain the belt outside length.

LINK: LINK BELTS

Sold in standard length of 25 feet.



CLASSICAL V-BELTS

“A” SECTION

(1/2-INCH TOP WIDTH, 5/16-INCH THICK)

Belt No.	Cross Ref.	List Price \$	Approx. Weight (lbs)
A18		10.00	.10
A19	4L210	10.00	.10
A20	4L220	10.00	.10
A21	4L230	10.16	.10
A22	4L240	10.16	.15
A23	4L250	10.24	.20
A24	4L260	10.32	.20
A25	4L270	10.40	.20
A26	4L280	10.40	.20
A27	4L290	10.56	.20
A28	4L300	10.80	.20
A29	4L310	10.96	.20
A30	4L320	11.20	.20
A31	4L330	11.20	.20
A32	4L340	11.36	.20
A33	4L350	11.60	.20
A34	4L360	11.76	.20
A35	4L370	12.00	.20
A36	4L380	12.00	.20
A37	4L390	12.00	.20
A38	4L400	12.80	.20
A39	4L410	13.28	.20
A40	4L420	13.36	.20
A41	4L430	13.44	.20
A42	4L440	13.60	.20
A43	4L450	14.00	.30
A44	4L460	14.08	.30
A45	4L470	14.24	.30
A46	4L480	14.40	.30
A47	4L490	14.64	.30
A48	4L500	14.80	.30
A49	4L510	14.96	.30
A50	4L520	15.04	.30
A51	4L530	15.20	.30
A52	4L540	15.28	.30
A53	4L550	15.60	.30
A54	4L560	16.00	.30
A55	4L570	16.00	.30
A56	4L580	16.40	.30
A57	4L590	16.48	.30
A58	4L600	16.56	.30
A59	4L610	16.64	.30
A60	4L620	16.80	.30
A61	4L630	17.04	.30
A62	4L640	17.20	.30

Belt No.	Cross Ref.	List Price \$	Approx. Weight (lbs)
A63	4L650	17.60	.30
A64	4L660	17.84	.30
A65	4L670	18.00	.30
A66	4L680	18.00	.40
A67	4L690	18.24	.40
A68	4L700	18.40	.40
A69	4L710	19.20	.40
A70	4L720	19.20	.40
A71	4L730	19.28	.40
A72	4L740	19.44	.40
A73	4L750	19.60	.40
A74	4L760	19.76	.40
A75	4L770	20.00	.40
A76	4L780	20.32	.40
A77	4L790	20.48	.40
A78	4L800	20.80	.40
A79	4L810	21.20	.40
A80	4L820	21.60	.40
A81	4L830	22.00	.40
A82	4L840	22.24	.40
A83	4L850	22.56	.40
A84	4L860	22.80	.40
A85	4L870	23.20	.40
A86	4L880	23.52	.40
A87	4L890	23.84	.40
A88	4L900	24.16	.40
A89	4L910	24.24	.40
A90	4L920	24.80	.40
A91	4L930	25.12	.50
A92	4L940	25.36	.50
A93	4L950	25.60	.50
A94	4L960	25.92	.50
A95	4L970	26.16	.50
A96	4L980	26.40	.50
A97	4L990	26.72	.50
A98	4L1000	27.04	.50
A99	4L1010	27.28	.50
A100	4L1020	27.52	.50
A101		27.76	.50
A102		28.00	.50
A103		28.28	.50
A104		28.56	.50
A105		28.80	.50
A106		29.60	.55
A107		30.00	.60
A108		30.40	.60
(A109)		30.80	.65

Belt No.	Cross Ref.	List Price \$	Approx. Weight (lbs)
A110		31.20	.70
(A111)		31.60	.75
A112		32.00	.80
(A113)		32.32	.80
A114		32.64	.80
A115		32.96	.80
A116		33.28	.80
A118		33.92	.80
(A119)		34.16	.80
A120		34.40	.80
A124		35.60	.80
(A125)		35.90	.80
A128		36.80	.80
A130		37.36	.80
(A132)		37.88	.80
(A133)		38.14	.80
A134		38.40	.80
(A135)		38.62	.90
A136		38.88	.90
(A137)		39.16	.90
(A140)		40.00	.95
A144		41.12	1.00
(A148)		42.30	1.02
(A152)		43.46	1.05
A156		44.62	1.10
(A157)		44.90	1.10
A158		45.20	1.10
(A160)		45.60	1.10
(A162)		46.00	1.10
(A167)		46.90	1.13
A173		48.00	1.15
A180		49.20	1.15
(A187)		50.00	1.22
(A196)		51.00	1.31
(A197)		53.00	1.31
(A210)		53.80	1.32
A221		59.46	1.40
(A256)		68.88	1.60
(A258)		69.42	1.60

() = Not in stock. Contact Maska for price and delivery.

BELTS

“B” SECTION

(21/32-INCH TOP WIDTH, 13/32-INCH THICK)

Belt No.	Cross Ref.	List Price \$	Approx. Weight (lbs)
(B20)		14.00	.40
(B21)		14.00	.40
B22	5L250	14.00	.40
B23	5L260	14.00	.40
B24	5L270	14.40	.40
B25	5L280	14.80	.40
B26	5L290	15.04	.40
B27	5L300	15.12	.40
B28	5L310	15.20	.40
B29	5L320	15.36	.40
B30	5L330	15.44	.40
B31	5L340	15.60	.40
B32	5L350	15.68	.40
B33	5L360	15.92	.40
B34	5L370	15.92	.40
B35	5L380	16.00	.40
B36	5L390	16.40	.40
B37	5L400	17.20	.40
B38	5L410	17.60	.40
B39	5L420	18.16	.40
B40	5L430	18.32	.40
B41	5L440	18.40	.40
B42	5L450	19.20	.40
B43	5L460	19.44	.40
B44	5L470	19.44	.40
B45	5L480	20.00	.40
B46	5L490	20.80	.50
B47	5L500	20.92	.50
B48	5L510	21.60	.50
B49	5L520	21.76	.50
B50	5L530	22.00	.50
B51	5L540	22.40	.50
B52	5L550	22.48	.50
B53	5L560	22.80	.50
B54	5L570	23.04	.50
B55	5L580	23.20	.60
B56	5L590	23.36	.60
B57	5L600	23.44	.60
B58	5L610	23.52	.60
B59	5L620	23.92	.60
B60	5L630	24.00	.60
B61	5L640	24.40	.70
B62	5L650	24.80	.70
B63	5L660	24.96	.70
B64	5L670	25.12	.70

Belt No.	Cross Ref.	List Price \$	Approx. Weight (lbs)
B65	5L680	25.28	.70
B66	5L690	25.92	.70
B67	5L700	26.16	.70
B68	5L710	26.40	.70
B69	5L720	27.52	.70
B70	5L730	28.00	.70
B71	5L740	28.16	.70
B72	5L750	28.40	.70
B73	5L760	28.56	.70
B74	5L770	28.72	.70
B75	5L780	28.80	.70
B76	5L790	29.44	.70
B77	5L800	29.92	.80
B78	5L810	30.00	.80
B79	5L820	30.48	.80
B80	5L830	30.96	.80
B81	5L840	31.20	.80
B82	5L850	31.60	.80
B83	5L860	32.24	.80
B84	5L870	32.40	.80
B85	5L880	32.80	.80
B86	5L890	33.12	.80
B87	5L900	33.44	.80
B88	5L910	33.76	.80
B89	5L920	34.08	.80
B90	5L930	34.40	.90
B91	5L940	34.72	.90
B92	5L950	35.04	.90
B93	5L960	35.36	.90
B94	5L970	35.76	.90
B95	5L980	36.08	.90
B96	5L990	36.40	.90
B97	5L1000	37.60	.90
B98	5L1010	37.84	.90
B99	5L1020	38.32	1.00
B100		38.32	1.00
B101		38.56	1.00
B102		38.80	1.00
B103		38.96	1.00
B104		39.20	1.00
B105		40.00	1.00
B106		40.80	1.00
B107		41.20	1.00
B108		41.36	1.00
B109		41.84	1.10

Belt No.	List Price \$	Approx. Weight (lbs)
B110	42.32	1.10
B111	42.76	1.10
B112	43.20	1.10
B113	43.60	1.20
B114	44.00	1.20
B115	44.16	1.20
B116	44.40	1.20
(B117)	44.72	1.20
B118	45.04	1.20
B119	45.32	1.20
B120	45.60	1.20
B122	46.40	1.20
B124	47.20	1.20
B125	47.60	1.20
B126	48.00	1.20
B127	48.40	1.20
B128	48.80	1.30
B130	49.28	1.30
B131	49.52	1.30
B132	49.76	1.30
B133	50.00	1.30
B134	50.16	1.30
B135	50.40	1.30
B136	51.20	1.30
B138	52.20	1.30
B140	53.20	1.40
B141	53.70	1.40
(B142)	54.20	1.40
(B143)	54.70	1.40
B144	55.20	1.40
B146	56.00	1.40
B147	56.40	1.40
B148	56.80	1.40
(B149)	57.04	1.50
B150	57.28	1.50
B151	57.64	1.50
B152	58.00	1.50
B153	58.32	1.50
B154	58.64	1.50
(B155)	59.00	1.50
B156	59.34	1.50
B157	59.68	1.50
B158	60.00	1.50
B160	60.80	1.50
(B161)	61.20	1.50

() = Not in stock. Contact Maska for price and delivery.

“B” SECTION

(2 1/32-INCH TOP WIDTH, 1 3/32-INCH THICK)

Belt No.	List Price \$	Approx. Weight (lbs)
B162	61.60	1.50
B163	62.00	1.50
(B164)	62.50	1.50
B165	63.00	1.50
(B166)	63.34	1.50
B168	63.98	1.50
(B169)	64.30	1.50
(B170)	64.62	1.50
B173	65.60	1.50
B175	66.56	1.50
B177	67.46	1.50
B178	67.90	1.50
B180	68.80	1.50
B182	69.56	1.50
B184	70.32	1.50
(B185)	70.70	1.90
B187	71.44	1.90
(B188)	71.80	1.90
B190	72.54	1.90
B192	73.28	2.00
B193	73.66	2.00
B195	74.40	2.00
(B197)	75.14	2.00

Belt No.	List Price \$	Approx. Weight (lbs)
B199	75.88	2.00
B201	76.64	2.00
B204	77.76	2.00
(B205)	78.14	2.00
B210	80.00	2.00
B212	80.36	2.25
(B215)	80.90	2.25
(B216)	81.08	2.25
B217	81.28	2.25
(B218)	81.46	2.25
B221	82.00	2.25
B223	84.48	2.25
B224	84.80	2.30
B225	85.20	2.30
(B228)	86.16	2.30
(B229)	86.56	2.30
(B230)	86.90	2.30
(B234)	88.30	2.30
(B235)	88.66	2.30
(B236)	89.00	2.30
(B237)	89.36	2.30
(B239)	90.06	2.30
B240	90.40	2.30

Belt No.	List Price \$	Approx. Weight (lbs)
B248	94.40	2.30
B253	96.72	2.30
(B255)	97.60	2.30
(B259)	98.88	2.30
(B265)	100.80	2.30
B270	102.40	2.30
(B276)	104.00	2.70
(B279)	104.80	2.70
(B285)	106.40	2.70
(B290)	109.40	2.70
(B292)	110.58	2.70
(B293)	110.96	2.70
(B300)	113.60	2.70
(B315)	119.20	2.90
B330	124.80	2.90
(B333)	126.00	2.90
B345	130.80	3.00
(B355)	150.30	3.10
B360	160.00	3.20
(B394)	175.10	3.50
(B433)	192.40	3.90
(B472)	209.80	4.20

() = Not in stock. Contact Maska for price and delivery.



“C” SECTION

(7/8-INCH TOP WIDTH, 1 7/32-INCH THICK)

Belt No.	List Price \$	Approx. Weight (lbs)
(C34)	30.40	.80
(C43)	30.40	.80
(C48)	33.60	.80
C51	36.80	.90
C52	37.60	.90
C53	38.40	.90
C54	39.40	1.00
C55	40.40	1.00
C60	43.20	1.10
C61	43.90	1.10
C62	44.60	1.10
C63	45.30	1.10
(C65)	46.70	1.10
C66	47.40	1.10
C68	48.80	1.10
C70	50.80	1.20
C72	51.52	1.20
C73	52.22	1.20
C75	53.60	1.20
C78	56.00	1.20
C80	57.60	1.20
C81	58.40	1.30
C82	58.80	1.30
C83	59.20	1.30
C85	60.00	1.40
C86	60.96	1.40
C88	62.90	1.40
C90	64.80	1.40
C92	66.10	1.40
C93	66.80	1.40

Belt No.	List Price \$	Approx. Weight (lbs)
C94	67.50	1.40
C96	68.80	1.50
C97	69.20	1.80
C98	70.00	1.80
C99	70.00	1.80
C100	70.40	1.90
C102	71.20	1.90
(C104)	73.86	1.90
C105	75.20	1.90
(C106)	75.92	1.90
(C107)	76.20	1.90
(C108)	76.50	1.90
C109	76.80	1.90
C110	78.80	1.90
(C111)	79.40	1.95
C112	80.00	2.00
(C114)	81.06	2.00
C115	81.60	2.00
C116	82.08	2.00
C118	82.24	2.00
C120	85.60	2.10
C122	87.00	2.20
C124	88.40	2.20
(C126)	89.80	2.30
C128	91.20	2.30
C130	92.64	2.40
C134	95.44	2.40
C136	96.80	2.40
(C138)	98.20	2.40
(C139)	98.90	2.40
(C140)	99.60	2.40

Belt No.	List Price \$	Approx. Weight (lbs)
(C141)	100.30	2.40
(C142)	101.00	2.40
(C143)	101.70	2.40
C144	102.40	2.40
(C146)	103.52	2.60
C148	104.64	2.60
C150	106.40	2.60
C151	107.00	2.60
(C153)	108.00	2.60
C154	110.00	2.70
C158	112.00	2.70
C162	114.40	2.70
C166	117.20	2.70
C168	118.72	2.70
(C169)	119.60	2.80
C173	122.40	3.00
(C175)	124.00	3.10
(C176)	124.80	3.20
C180	128.00	3.20
(C185)	131.60	3.20
(C188)	133.80	3.20
C190	135.20	3.20
(C194)	137.76	3.30
C195	138.40	3.40
(C202)	143.60	3.60
C204	145.12	3.60
(C207)	148.12	3.65
C208	148.12	3.65
C210	149.60	3.70
(C214)	152.00	3.80
(C217)	153.88	3.90

Belt No.	List Price \$	Approx. Weight (lbs)
(C218)	154.50	3.90
(C220)	155.80	4.10
C225	158.80	4.40
C228	160.64	4.40
(C235)	165.00	4.80
(C238)	166.80	4.80
C240	168.00	4.80
(C245)	170.80	5.00
C248	172.40	5.00
(C255)	180.80	5.00
C270	189.60	5.40
C276	193.44	5.40
(C285)	199.20	5.60
C297	208.16	5.60
C300	210.40	5.60
(C303)	212.72	5.60
(C314)	220.00	5.60
(C315)	222.00	5.60
C330	231.20	5.70
C345	242.80	6.60
C360	252.00	7.00
(C390)	273.60	7.40
(C420)	294.40	7.80

() = Not in stock. Contact Maska for price and delivery.

CLASSICAL COGGED V-BELTS



DID YOU KNOW THAT...

- OIL AND HEAT-RESISTANT. STATIC DISSIPATING. RMA multiple V-belts in a raw edge, cogged construction are especially useful for compact drives and high ratios.

“AX” SECTION

(1/2-INCH TOP WIDTH, 5/16-INCH THICK)

Belt No.	List Price \$	Approx. Weight (lbs)
(AX22)	20.80	.17
AX23	20.80	.17
AX24	20.80	.17
(AX25)	20.80	.18
AX26	20.80	.18
(AX27)	20.80	.19
AX28	20.80	.19
AX29	20.80	.20
AX30	22.08	.20
AX31	22.40	.21
AX32	22.80	.21
AX33	23.20	.22
AX34	23.68	.23
AX35	24.00	.24
AX36	24.48	.24
AX37	25.12	.25
AX38	25.60	.26

Belt No.	List Price \$	Approx. Weight (lbs)
AX39	26.08	.26
AX40	26.56	.26
AX41	27.04	.27
AX42	27.52	.28
AX43	28.00	.29
AX44	28.40	.30
(AX45)	28.60	.31
AX46	28.80	.31
(AX47)	29.12	.32
AX48	29.44	.32
(AX49)	29.76	.33
AX50	30.08	.33
AX51	30.40	.34
(AX52)	30.72	.35
AX53	31.04	.35
AX54	31.52	.36
AX55	31.84	.36

Belt No.	List Price \$	Approx. Weight (lbs)
AX56	32.16	.37
(AX58)	32.88	.40
(AX59)	33.24	.40
AX60	33.60	.40
AX61	34.00	.41
AX62	34.40	.41
AX63	34.80	.42
AX64	35.20	.42
(AX65)	35.60	.43
AX66	36.00	.43
AX67	36.40	.44
AX68	36.80	.45
(AX69)	38.28	.46
AX70	38.40	.46
AX71	38.72	.47
(AX72)	39.04	.47
AX75	40.00	.49

Belt No.	List Price \$	Approx. Weight (lbs)
(AX76)	40.64	.50
(AX77)	41.28	.50
AX78	41.92	.51
AX80	43.20	.52
(AX84)	45.76	.55
AX85	46.40	.55
AX86	47.04	.56
AX90	49.60	.59
AX96	52.80	.62
(AX99)	54.40	.64
AX100	54.94	.65
AX105	57.60	.68
(AX108)	60.28	.70
AX110	62.08	.71
AX112	64.00	.73
AX120	68.80	.74
AX128	73.60	.78
AX136	78.20	.83

() = Not in stock. Contact Maska for price and delivery.

CLASSICAL COGGED V-BELTS

“BX” SECTION

(2 1/32-INCH TOP WIDTH, 1 3/32-INCH THICK)

Belt No.	List Price \$	Approx. Weight (lbs)
BX31	32.00	.36
BX32	32.00	.37
(BX33)	32.00	.39
BX34	32.00	.39
BX35	32.00	.40
BX36	32.96	.42
BX37	34.28	.43
BX38	35.20	.43
BX39	35.20	.45
BX40	36.80	.46
BX41	37.60	.47
BX42	38.40	.48
BX43	39.20	.49
(BX44)	40.00	.50
BX45	40.80	.51
BX46	41.60	.52
BX47	42.24	.53
BX48	42.88	.54
BX49	43.52	.55
BX50	44.16	.56
BX51	44.80	.57
BX52	45.28	.58

Belt No.	List Price \$	Approx. Weight (lbs)
BX53	45.60	.59
BX54	46.08	.60
BX55	46.40	.61
BX56	46.72	.62
BX57	47.04	.63
BX58	47.36	.64
BX59	47.68	.66
BX60	48.00	.67
BX61	48.64	.68
BX62	49.28	.69
BX63	49.92	.70
BX64	50.56	.71
BX65	51.20	.72
BX66	51.84	.73
BX67	52.32	.74
BX68	52.80	.75
(BX69)	53.52	.76
BX70	54.24	.77
BX71	54.88	.78
BX73	57.60	.80
(BX74)	57.60	.81
BX75	57.60	.82

Belt No.	List Price \$	Approx. Weight (lbs)
(BX76)	58.40	0wφ
BX77	59.20	.85
BX78	60.00	.86
BX79	60.80	.87
BX80	61.60	.88
BX81	62.40	.89
BX82	64.00	.90
BX83	64.48	.91
BX84	65.60	.92
BX85	65.60	.93
BX90	68.80	.98
(BX91)	69.90	.99
(BX92)	71.00	1.00
BX93	72.00	1.01
BX95	73.60	1.03
BX96	74.40	1.05
BX97	75.20	1.06
BX99	76.32	1.08
BX100	76.80	1.09
BX103	78.40	1.12
BX105	80.00	1.14
BX108	83.04	1.17

Belt No.	List Price \$	Approx. Weight (lbs)
BX112	86.40	1.22
(BX113)	87.04	1.22
(BX115)	88.20	1.25
BX116	88.80	1.26
BX120	91.20	1.30
BX124	94.40	1.30
BX128	97.60	1.30
BX133	102.40	1.34
BX136	104.32	1.37
BX144	110.40	1.45
BX150	114.56	1.51
BX158	120.00	1.59
BX162	124.84	1.63
BX173	131.20	1.74
BX180	137.60	1.81
BX195	148.80	1.96
(BX210)	*	2.10
(BX225)	*	2.25
(BX240)	*	2.36
(BX270)	*	2.66
(BX300)	*	2.95

“CX” SECTION

(7/8-INCH TOP WIDTH, 1 7/32-INCH THICK)

Belt No.	List Price \$	Approx. Weight (lbs)
CX51	73.60	1.07
CX60	86.40	1.24
(CX67)	96.20	1.37
CX68	97.60	1.39
(CX72)	103.10	1.47
CX75	107.20	1.53
(CX76)	108.80	1.55
(CX78)	112.00	1.59
(CX80)	115.20	1.62
CX81	116.80	1.64
(CX82)	117.60	1.66
(CX83)	118.40	1.68
CX85	120.00	1.72


Belt No.	List Price \$	Approx. Weight (lbs)
(CX88)	125.76	1.77
CX90	129.60	1.81
(CX92)	132.26	1.85
(CX94)	134.94	1.89
(CX95)	136.26	1.91
CX96	137.60	1.93
(CX98)	140.44	1.97
(CX100)	143.28	2.01
(CX103)	147.54	2.06
CX105	150.40	2.10
(CX107)	153.12	2.14
CX109	155.84	2.18
(CX110)	157.20	2.20

Belt No.	List Price \$	Approx. Weight (lbs)
CX112	160.00	2.24
CX115	164.16	2.29
CX120	171.20	2.39
(CX123)	176.64	2.40
CX128	182.40	2.42
CX133	188.80	2.47
CX136	192.64	2.49
CX144	204.80	2.63
CX150	212.16	2.75
CX158	224.00	2.90
CX162	228.80	2.95
CX173	244.80	3.15

Belt No.	List Price \$	Approx. Weight (lbs)
(CX180)	256.00	3.27
(CX187)	266.64	3.39
(CX190)	271.20	3.46
CX195	276.80	3.55
(CX210)	*	3.77
(CX225)	*	4.04
(CX240)	*	4.30
(CX255)	*	4.58
(CX270)	*	4.85
(CX300)	*	5.39
(CX330)	*	5.93
(CX360)	*	6.47

() = Not in stock. Contact Maska for price and delivery.

NARROW V-BELTS



DID YOU KNOW THAT...

- OIL AND HEAT-RESISTANT. STATIC DISSIPATING. A more narrow, deeper wedge shape with more efficient load carrying characteristics and higher power capability that results in smaller, more compact drives.
- These belts conform to RMA Engineering Standard IP-22. Stock Maska narrow V-belts are listed below. In-between lengths and lengths over 600 inches are available on special order.

“3V” SECTION

(3/8-INCH TOP WIDTH, 5/16-INCH THICK)

Belt No.	List Price \$	Approx. Weight (lbs)
3V250	15.60	.10
3V265	16.00	.10
3V280	16.40	.10
3V300	16.80	.10
3V315	17.60	.10
3V335	18.00	.20
3V355	18.80	.20
3V375	19.20	.20
3V400	20.40	.20

Belt No.	List Price \$	Approx. Weight (lbs)
3V425	21.20	.20
3V450	22.00	.20
3V475	22.80	.20
3V500	23.20	.20
3V530	24.00	.20
3V560	24.80	.20
3V600	26.00	.20
3V630	26.80	.30
(3V650)	27.40	.30

Belt No.	List Price \$	Approx. Weight (lbs)
3V670	28.00	.30
3V710	29.60	.30
(3V730)	30.40	.30
3V750	31.20	.30
3V800	33.20	.30
3V830	35.60	.35
3V850	35.60	.40
3V900	38.40	.40

Belt No.	List Price \$	Approx. Weight (lbs)
3V950	40.40	.40
3V1000	42.80	.40
3V1060	45.20	.40
3V1120	49.20	.50
3V1180	52.40	.50
3V1250	56.00	.60
3V1320	59.20	.60
3V1400	62.80	.70

“5V” SECTION

(5/8-INCH TOP WIDTH, 1 7/32-INCH THICK)

Belt No.	List Price \$	Approx. Weight (lbs)
5V500	49.20	.60
5V530	51.20	.70
5V560	53.60	.70
5V600	58.00	.70
(5V630)	60.80	.70
5V670	64.80	.80
5V710	68.80	.80
5V750	72.80	.80
5V800	77.60	.90
5V850	83.60	.90

Belt No.	List Price \$	Approx. Weight (lbs)
5V900	86.80	.90
5V950	93.20	.90
(5V975)	95.80	1.00
5V1000	98.40	1.10
(5V1020)	100.40	1.10
5V1060	104.40	1.10
5V1120	110.40	1.20
5V1180	116.40	1.30
5V1250	123.60	1.30
5V1320	130.40	1.40

Belt No.	List Price \$	Approx. Weight (lbs)
5V1400	137.60	1.50
5V1500	148.00	1.60
5V1600	158.00	1.70
(5V1630)	161.20	1.80
5V1700	168.00	1.80
(5V1710)	169.04	1.84
5V1800	178.40	2.20
5V1900	188.80	2.20
5V2000	199.20	2.20
5V2120	211.60	2.40

Belt No.	List Price \$	Approx. Weight (lbs)
(5V2150)	214.70	2.48
5V2240	224.00	2.70
5V2360	235.20	2.80
5V2500	249.20	3.00
(5V2650)	264.80	3.10
5V2800	279.20	3.30
5V3000	298.80	3.50
(5V3150)	313.60	3.80
(5V3350)	333.60	3.90
(5V3550)	353.60	4.00

() = Not in stock. Contact Maska for price and delivery.

“8V” SECTION

(1-INCH TOP WIDTH, 7/8-INCH THICK)

Belt No.	List Price \$	Approx. Weight (lbs)	Belt No.	List Price \$	Approx. Weight (lbs)	Belt No.	List Price \$	Approx. Weight (lbs)	Belt No.	List Price \$	Approx. Weight (lbs)
(8V1000)	188.00	3.50	8V1700	324.00	5.90	8V2650	503.60	9.30	(8V4250)	815.20	14.90
(8V1060)	199.20	3.70	8V1800	340.16	6.30	8V2800	533.20	9.80	(8V4500)	864.80	15.80
(8V1120)	210.80	3.90	8V1900	361.20	6.70	8V3000	571.20	10.50	(8V4750)	914.40	16.40
8V1180	222.40	4.20	8V2000	380.80	7.00	8V3150	600.40	11.10	(8V5000)	964.00	17.20
8V1250	235.60	4.40	8V2120	404.40	7.50	(8V3300)	629.50	11.63	(8V5600)	1083.20	19.00
8V1320	248.80	4.70	8V2240	426.40	7.90	8V3350	639.20	11.80			
8V1400	264.00	4.90	(8V2300)	437.40	8.10	8V3550	677.20	12.50			
8V1500	283.20	5.20	8V2360	448.40	8.30	(8V3600)	686.74	12.90			
8V1600	302.00	5.60	8V2500	474.80	8.80	(8V3750)	716.00	13.30			
(8V1650)	313.00	5.75	(8V2550)	484.40	8.97	(8V4000)	765.60	14.00			

() = Not in stock. Contact Maska for price and delivery.

LINK V-BELTS



Accu-Link
3L, A, B, C, BB, CC

Solve a V-Belt Drive breakdown quickly

DID YOU KNOW THAT...


- The ideal temporary replacement, or permanent substitute, for conventional rubber V-Belts (not cogged)
- Designed to fit any drive application and diverse operating environments
- Quick, easy assembly to keep equipment up and running at the same HP ratings

LINK V-BELTS

Part No.	List Price* \$
3L-LINK	726.00
A-LINK	740.00
B-LINK	862.00
C-LINK	1302.00

* List Price per standard length of 25 feet

NARROW COGGED V-BELTS



DID YOU KNOW THAT...

- A raw edge, cogged construction further increases the effective power transmission of narrow V-belts

“3VX” SECTION

(3/8-INCH TOP WIDTH, 5/16-INCH THICK)

Belt No.	List Price \$	Approx. Weight (lbs)
3VX250	15.60	.10
3VX265	16.00	.10
3VX280	16.40	.10
(3VX290)	16.60	.10
3VX300	16.80	.10
3VX315	17.60	.10
3VX335	18.00	.20
3VX355	18.80	.20
3VX375	19.20	.20

Belt No.	List Price \$	Approx. Weight (lbs)
3VX390	20.00	.20
3VX400	20.40	.20
3VX425	21.20	.20
3VX450	22.00	.20
3VX475	22.80	.20
3VX500	23.20	.20
3VX520	23.70	.20
3VX530	24.00	.20
3VX560	24.80	.20

Belt No.	List Price \$	Approx. Weight (lbs)
3VX600	26.00	.30
3VX630	26.80	.30
(3VX650)	27.40	.30
3VX670	28.00	.30
3VX710	29.60	.30
3VX750	31.20	.30
3VX800	33.20	.40
3VX850	35.60	.40
3VX900	38.40	.40

Belt No.	List Price \$	Approx. Weight (lbs)
3VX950	40.40	.40
3VX1000	42.80	.40
3VX1060	45.20	.50
3VX1120	49.20	.50
3VX1180	52.40	.60
3VX1250	56.00	.60
3VX1320	59.20	.70
3VX1400	62.80	.70

“5VX” SECTION

(5/8-INCH TOP WIDTH, 17/32-INCH THICK)

Belt No.	List Price \$	Approx. Weight (lbs)
(5VX470)	49.20	.60
5VX500	49.20	.60
5VX530	51.20	.70
5VX560	53.60	.70
(5VX570)	53.10	.70
5VX600	58.00	.70
5VX630	60.80	.70
5VX650	62.80	.80
5VX660	63.80	.80
5VX670	64.80	.80

Belt No.	List Price \$	Approx. Weight (lbs)
5VX680	65.80	.80
5VX690	66.80	.80
5VX710	68.80	.80
5VX730	70.80	.80
5VX750	72.80	.80
(5VX780)	75.70	.90
5VX800	77.60	.90
5VX850	83.60	.90
5VX900	86.80	1.00
5VX950	93.20	1.10

Belt No.	List Price \$	Approx. Weight (lbs)
(5VX960)	94.20	1.10
5VX1000	98.40	1.20
(5VX1030)	101.40	1.20
5VX1060	104.40	1.20
(5VX1080)	110.40	1.20
5VX1120	110.40	1.30
(5VX1150)	113.40	1.40
5VX1180	116.40	1.40
5VX1230	121.50	1.50

Belt No.	List Price \$	Approx. Weight (lbs)
5VX1250	123.60	1.50
5VX1320	130.40	1.60
5VX1400	137.60	1.70
5VX1500	148.00	1.80
5VX1600	158.00	1.90
5VX1700	168.00	2.00
5VX1800	178.40	2.10
5VX1900	188.80	2.30
5VX2000	199.20	2.40

() = Not in stock. Contact Maska for price and delivery.

SYNCHRONOUS BELTS: TRAPEZOIDAL



DID YOU KNOW THAT...

- Trapezoidal belts have fiberglass tension members and neoprene body with nylon covered teeth, all bonded together for maximum strength
- Stock trapezoidal synchronous belts are listed on the following pages. For non-stock widths, specified widths from our large supply of belt sleeves are available on special order.
- Mini-pitch MXL (.080-inch pitch) trapezoidal synchronous belts are also available.

HOW TO ORDER

EXAMPLE: **TB270XL037**

TB

270

XL

037

TB: TIMING BELT

270: BELT PITCH LENGTH (27.0)

XL: TOOTH PITCH (1/5")

037: BELT WIDTH

SYNCHRONOUS BELTS - TRAPEZOIDAL

XL - EXTRA LIGHT 1/5" PITCH

Belt Length & Pitch Code	No. of Teeth	Width 037 (3/8")	
		List Price \$	Approx. Weight (lbs.)
60XL	30	7.68	0.009
70XL	35	8.00	0.011
80XL	40	8.24	0.012
90XL	45	8.48	0.014
100XL	50	8.72	0.015
110XL	55	9.04	0.017
120XL	60	9.20	0.019
130XL	65	9.52	0.02
140XL	70	9.76	0.022
142XL	71	9.80	0.023
150XL	75	10.00	0.023
160XL	80	10.32	0.025
170XL	85	10.48	0.026
178XL	89	10.74	0.028
180XL	90	10.80	0.028
190XL	95	11.04	0.029
194XL	97	11.28	0.03
200XL	100	11.28	0.031
210XL	105	11.52	0.032
220XL	110	11.84	0.034
230XL	115	12.00	0.035
240XL	120	12.52	0.037
250XL	125	12.56	0.039
260XL	130	12.80	0.04
270XL	135	13.16	0.041
344XL	172	14.96	0.051

L- LIGHT 3/8" PITCH

Belt Length & Pitch Code	No. of Teeth	Width					
		050 (1/2")		075 (3/4")		100 (1")	
		List Price \$	Approx. Weight (lbs.)	List Price \$	Approx. Weight (lbs.)	List Price \$	Approx. Weight (lbs.)
124L	33	15.36	.02	21.84	.05	28.00	.07
135L	36	POR	.02	POR	.05	POR	.07
150L	40	16.96	.03	24.24	.05	31.20	.07
165L	44	17.44	.03	25.04	.06	32.28	.08
173L	46	18.00	.03	25.84	.06	33.40	.08
187L	50	18.48	.04	26.64	.07	34.48	.09
202L	54	19.60	.04	28.24	.08	36.68	.09
210L	56	20.08	.04	29.04	.08	37.68	.09
225L	60	20.64	.05	29.84	.08	38.76	.10
236L	63	21.42	.06	31.04	.08	40.42	.10
240L	64	21.68	.06	31.44	.08	40.96	.12
244L	65	21.80	.06	31.64	.08	41.24	.12
255L	68	22.16	.06	32.24	.09	42.04	.12
270L	72	23.20	.06	33.84	.10	44.16	.13
285L	76	23.76	.07	34.72	.10	45.24	.14
300L	80	24.80	.07	36.24	.11	47.44	.14
320L	85	25.80	.07	37.80	.12	49.40	.15
322L	86	25.84	.07	37.92	.12	49.60	.15
345L	92	26.88	.08	39.52	.13	51.72	.16
367L	98	27.84	.08	41.12	.13	53.88	.17
390L	104	29.44	.09	43.52	.14	57.08	.18
405L	108	POR	.09	POR	.14	POR	.19
412L	110	POR	.10	POR	.15	POR	.20
420L	112	30.96	.10	45.92	.15	60.36	.20
424L	113	31.16	.11	46.24	.16	60.76	.22
450L	120	32.56	.11	48.40	.16	63.56	.22
454L	121	32.76	.11	48.70	.16	63.98	.22
480L	128	34.16	.12	50.80	.17	66.84	.23
510L	136	35.20	.12	52.40	.18	69.04	.24
525L	140	POR	.12	POR	.19	POR	.25
540L	144	37.28	.13	55.60	.20	73.32	.26
600L	160	40.40	.13	60.48	.21	79.80	.28
660L	178	43.52	.14	66.52	.23	87.78	.29
728L	194	POR	.15	POR	.25	POR	.30
817L	218	53.60	.18	80.40	.29	107.20	.36
915L	244	POR	.20	POR	.32	POR	.40

P.O.R. = Price on request

BELTS

H - HEAVY 1/2" PITCH

Belt Length & Pitch Code	No. of Teeth	Width									
		075(3/4")		100(1")		150(1-1/2")		200(2")		300(3")	
		List Price \$	Approx. Weight (lbs.)	List Price \$	Approx. Weight (lbs.)	List Price \$	Approx. Weight (lbs.)	List Price \$	Approx. Weight (lbs.)	List Price \$	Approx. Weight (lbs.)
240H	48	32.56	.13	42.00	.20	60.72	.28	79.52	.41	117.04	.56
255H	51	33.80	.14	43.64	.21	63.24	.30	82.80	.42	122.00	.60
270H	54	35.04	.15	45.28	.21	65.76	.31	86.08	.43	126.96	.63
300H	60	37.52	.17	48.64	.23	70.72	.35	92.72	.47	136.88	.70
330H	66	40.08	.19	51.92	.25	75.68	.38	99.36	.51	146.80	.77
335H	67	40.50	.19	52.48	.25	76.50	.38	100.46	.52	148.44	.78
350H	70	41.76	.20	54.16	.27	78.96	.40	103.76	.55	153.36	.82
360H	72	42.56	.20	55.28	.28	80.64	.42	106.00	.56	156.72	.84
370H	74	43.42	.21	56.38	.29	82.30	.43	108.20	.57	159.18	.87
375H	75	43.84	.21	56.92	.29	83.12	.43	109.28	.58	161.64	.88
390H	78	45.04	.22	58.56	.30	85.60	.45	112.56	.61	166.64	.91
400H	80	45.92	.23	59.68	.31	87.28	.47	114.80	.63	169.92	.93
420H	84	47.52	.24	61.92	.32	90.56	.49	119.20	.65	176.56	.98
450H	90	50.08	.25	65.20	.35	95.52	.52	125.84	.70	186.40	1.05
480H	96	52.56	.27	68.56	.37	100.48	.56	132.40	.72	196.32	1.12
490H	98	53.36	.27	69.68	.37	102.16	.56	134.64	.72	199.68	1.12
510H	102	54.24	.28	70.80	.39	103.84	.59	136.88	.79	202.96	1.18
540H	108	57.52	.30	75.20	.41	110.48	.63	145.68	.84	216.16	1.25
560H	112	POR	.32	POR	.44	POR	.66	POR	.89	POR	1.32
570H	114	59.20	.32	77.44	.44	113.76	.66	150.08	.89	222.80	1.32
585H	117	POR	.34	POR	.46	POR	.70	POR	.93	POR	1.40
600H	120	62.56	.34	81.84	.46	120.40	.70	158.88	.93	236.00	1.40
630H	126	64.24	.35	84.08	.48	123.68	.73	163.28	.98	242.64	1.47
660H	132	67.52	.37	88.48	.51	130.32	.77	172.12	1.02	255.84	1.54
700H	140	70.88	.39	92.88	.54	136.96	.81	180.96	1.09	269.04	1.64
725H	145	72.56	.41	95.12	.56	140.24	.84	185.36	1.12	275.68	1.75
730H	146	72.90	.41	95.56	.57	140.92	.85	186.24	1.13	277.00	1.77
750H	150	74.24	.42	97.36	.58	143.60	.87	189.76	1.16	282.24	1.87
800H	160	79.20	.45	104.00	.61	150.24	.93	203.04	1.24	302.08	1.93
850H	170	82.56	.48	108.40	.65	160.16	.99	211.84	1.32	315.28	1.99
900H	180	87.52	.51	115.04	.69	170.08	1.04	225.04	1.40	335.12	2.10
1000H	200	95.92	.56	126.08	.77	186.64	1.16	247.12	1.55	368.16	2.32
1100H	220	104.24	.59	137.12	.84	203.20	1.27	269.20	1.71	401.20	2.57
1120H	224	POR	.60	POR	.86	POR	1.30	POR	1.74	POR	2.62
1140H	228	POR	.62	POR	.87	POR	1.32	POR	1.77	POR	2.66
1150H	230	POR	.63	POR	.88	POR	1.33	POR	1.79	POR	2.69
1250H	250	116.80	.70	153.76	.96	228.08	1.46	302.24	1.94	450.80	2.92
1400H	280	129.28	.79	170.32	1.07	252.88	1.62	335.36	2.17	500.32	3.24
1700H	340	154.32	.95	203.52	1.30	302.56	1.95	401.52	2.63	599.44	3.95
2010H	402	POR	1.12	POR	1.54	POR	2.31	POR	3.11	POR	4.67
2360H	472	POR	1.32	POR	1.80	POR	2.71	POR	3.65	POR	5.48

P.O.R. = Price on request

SYNCHRONOUS BELTS: CURVILINEAR



The standard trapezoidal tooth timing belt design performs poorly in high torque applications and high power drives at lower speeds. To overcome this disadvantage the curvilinear belt was developed using a more efficient tooth profile.

DID YOU KNOW THAT...

- Our stock 8mm and 14mm curvilinear synchronous belts are listed on the following pages. Non-standard lengths in these pitches are also available, as are belts with 3mm and 5mm pitch.
- Higher torque transmission at low speeds
- High power transmission over a wide speed range
- Improved meshing to reduce tooth jump
- Higher resistance to tooth shear
- Less tooth wear due to friction

HOW TO ORDER

EXAMPLE: **HTB13048M020**

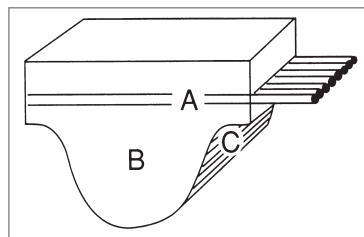
HTB **1304** **8M** **020**

HTB: HIGH TORQUE BELT

1304: BELT PITCH LENGTH (1304mm)

8M: TOOTH PITCH (8mm)

020: BELT WIDTH (20mm)



A. A high-modulus fiberglass cord is wound across the entire width of the belt pitch line insuring minimal stretch and resistance to repeated flexing.

B. The body is a synthetic neoprene compounded to resist flex fatigue, heat, ozone, mineral lubricating oils and aging.

C. A tough nylon fabric is bonded to the tooth surface for wear resistance.

180

SYNCHRONOUS BELTS - CURVILINEAR

8MM

Belt Length & Pitch Code	No. of Teeth	Width(mm)							
		-20		-30		-50		-85	
		List Price	Approx. Weight (lbs.)	List Price	Approx. Weight (lbs.)	List Price	Approx. Weight (lbs.)	List Price	Approx. Weight (lbs.)
376-8M	47	25.56	.10	36.00	.16	57.40	.27	95.40	.45
424-8M	53	25.56	.11	36.00	.18	57.40	.30	95.40	.50
472-8M	59	P.O.R.	.12	P.O.R.	.20	P.O.R.	.33	P.O.R.	.55
480-8M	60	25.56	.13	36.00	.20	57.40	.34	95.40	.57
536-8M	67	26.40	.14	37.60	.23	60.20	.38	100.40	.63
560-8M	70	27.60	.16	39.40	.23	63.00	.39	104.80	.66
600-8M	75	29.00	.17	41.60	.25	66.60	.42	111.00	.71
624-8M	78	29.30	.18	41.90	.26	67.36	.43	112.36	.74
632-8M	79	29.40	.18	42.00	.27	67.60	.44	112.80	.75
640-8M	80	29.80	.18	42.60	.27	68.40	.45	114.20	.76
656-8M	82	30.24	.18	43.24	.28	69.52	.46	116.08	.78
720-8M	90	32.00	.20	45.80	.30	74.00	.50	123.60	.85
776-8M	97	34.10	.21	49.02	.32	79.18	.54	132.42	.93
784-8M	98	34.40	.21	49.48	.32	79.92	.55	133.68	.94
800-8M	100	35.00	.22	50.40	.33	81.40	.56	136.20	.96
840-8M	105	36.10	.24	52.00	.35	84.20	.58	140.90	.99
880-8M	110	37.20	.25	53.60	.37	87.00	.61	145.60	1.05
912-8M	114	38.08	.26	54.88	.38	89.24	.63	149.36	1.09
920-8M	115	38.30	.26	55.20	.38	89.80	.64	150.30	1.10
960-8M	120	39.40	.27	56.80	.40	92.60	.67	155.00	1.14
1040-8M	130	41.60	.29	60.20	.43	98.00	.74	164.40	1.24
1120-8M	140	43.80	.31	63.40	.47	103.60	.78	173.80	1.33
1152-8M	144	46.20	.34	66.80	.50	109.20	.84	183.20	1.46
1200-8M	150	46.20	.34	66.80	.50	109.20	.84	183.20	1.42
1224-8M	153	47.30	.35	68.40	.51	112.00	.85	187.90	1.45
1280-8M	160	48.40	.36	70.00	.53	114.80	.89	192.60	1.51
1304-8M	163	49.06	.37	71.00	.54	116.46	.91	195.52	1.54
1328-8M	166	49.72	.37	71.98	.55	118.10	.93	198.24	1.57
1360-8M	170	50.60	.38	73.30	.57	120.30	.95	202.00	1.61
1424-8M	178	52.36	.40	75.94	.59	124.70	1.00	209.52	1.69
1440-8M	180	52.80	.40	76.60	.60	125.80	1.01	211.40	1.71
1600-8M	200	57.40	.45	83.20	.67	137.00	1.11	230.40	1.90
1760-8M	220	61.80	.49	89.80	.73	148.00	1.23	249.00	2.07
1800-8M	225	63.20	.50	91.80	.75	151.80	1.25	255.40	2.12
2000-8M	250	69.20	.56	100.60	.83	166.60	1.39	280.40	2.36
2104-8M	263	72.20	.60	112.80	.88	174.00	1.50	292.60	2.45
2248-8M	281	76.48	.64	115.42	.94	184.78	1.58	311.06	2.63
2400-8M	300	81.00	.68	118.20	1.00	196.20	1.66	330.60	2.82
2600-8M	325	87.60	.74	127.20	1.08	213.40	1.80	356.80	3.06
2800-8M	350	93.00	.80	135.60	1.16	225.80	1.92	380.92	3.29
4400-8M	550	141.60	1.25	201.60	1.32	343.20	3.01	590.60	5.16

P.O.R. = Price on request

14MM

Belt Length & Pitch Code	No. of Teeth	Width(mm)									
		-40		-55		-85		-115		-170	
		List Price	Approx. Weight (lbs.)	List Price	Approx. Weight (lbs.)	List Price	Approx. Weight (lbs.)	List Price	Approx. Weight (lbs.)	List Price	Approx. Weight (lbs.)
966-14M	69	187.00	.84	250.20	1.15	364.20	1.78	484.20	2.40	700.40	3.55
1190-14M	85	209.60	1.02	276.40	1.42	404.20	2.20	539.20	2.98	780.40	4.39
1400-14M	100	228.00	1.20	302.00	1.67	443.60	2.57	592.40	3.50	859.00	5.15
1610-14M	115	246.80	1.40	329.00	1.92	484.00	2.95	647.20	4.02	939.20	5.95
1778-14M	127	263.40	1.52	350.60	2.13	516.20	3.25	691.20	4.45	1003.20	6.55
1890-14M	135	276.60	1.62	368.80	2.25	544.00	3.49	728.80	4.73	1058.20	6.95
2100-14M	150	301.40	1.80	403.00	2.50	596.20	3.88	799.40	5.25	1161.60	7.75
2310-14M	165	321.00	2.00	429.20	2.75	636.00	4.26	852.80	5.75	1239.80	8.50
2450-14M	175	334.20	2.12	446.80	2.93	662.40	4.52	888.40	6.10	1292.00	9.00
2590-14M	185	350.40	2.25	469.40	3.10	696.20	4.78	934.00	6.45	1358.80	9.55
2800-14M	200	374.80	2.43	503.20	3.34	747.00	5.15	1002.40	7.00	1459.20	10.30
3150-14M	225	411.40	2.73	553.60	3.77	824.20	5.80	1107.20	7.85	1614.40	11.60
3360-14M	240	430.80	2.90	581.40	4.02	865.40	6.20	1163.40	8.35	1696.80	12.35
3500-14M	250	444.20	3.00	599.60	4.19	893.00	6.45	1201.60	8.75	1751.40	12.90
3850-14M	275	489.00	3.30	666.20	4.60	989.40	7.10	1331.60	9.62	1937.00	14.20
4326-14M	309	543.20	3.70	734.40	5.17	1098.80	8.00	1480.00	10.80	2161.60	15.95
4578-14M	327	574.00	3.92	778.80	5.48	1159.60	8.45	1566.00	11.40	2245.00	16.90